MAINE CANCER FOUNDATION for a Cure

Registration Guide

This guide will walk you through the registration process for TRI for a Cure 2027.

Click here to get started: **LINK TO BE PROVIDED VIA EMAIL**

First, click the **Register** link on the campaign site. This can be accessed in the navigation bar across the top of the page or by clicking the Register! Button.



To start, you'll need to select how you'll be participating in the event.

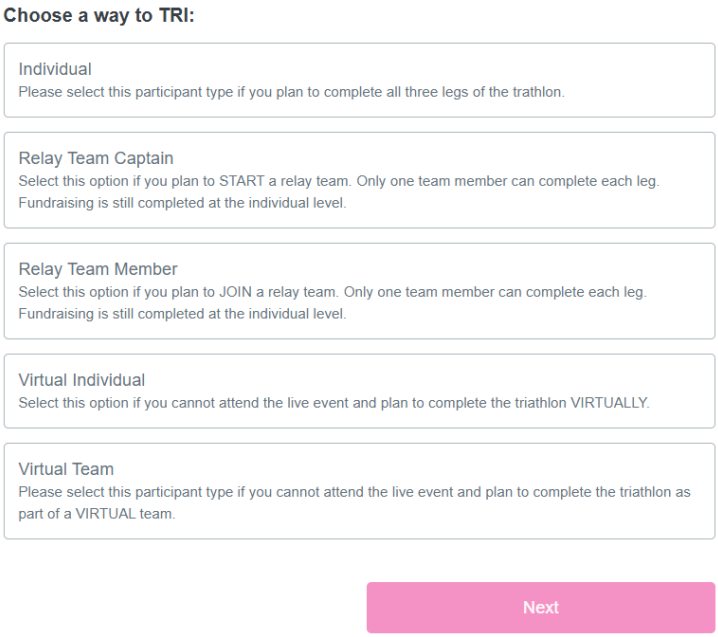

Make your selection, and then click **Next**.

Let's review how each participant type navigates the registration process!

bloomerang Fundraising

If you'll be participating as an **INDIVIDUAL** choose "Individual" or as a **VIRTUAL INDIVIDUAL** choose "Virtual Individual". For either, confirm your choice on the second screen, click "Next" and you will be brought to the registration form.

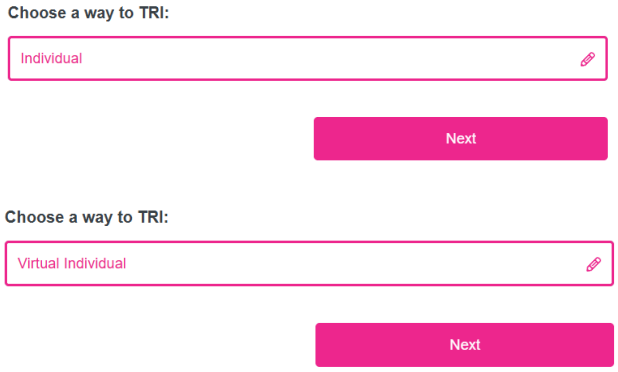

If you want to **start a team**, choose **RELAY TEAM CAPTAIN** and click "Next". On the next screen, you'll choose if you are creating a 2-Person or 3-Person team:

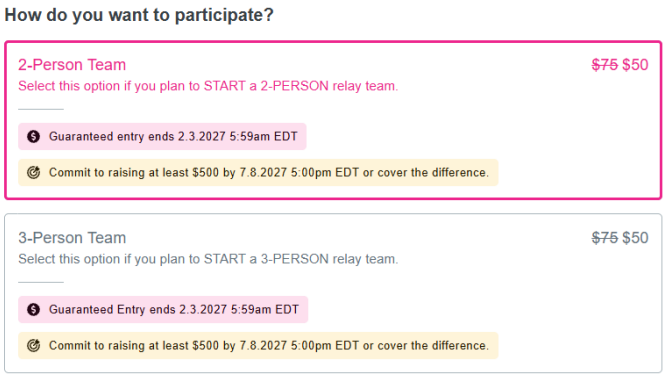

You'll then see a pop-up asking you to **Join** an existing team or **Start a New Team,** click the button and a new window will open for you to **create** your team:

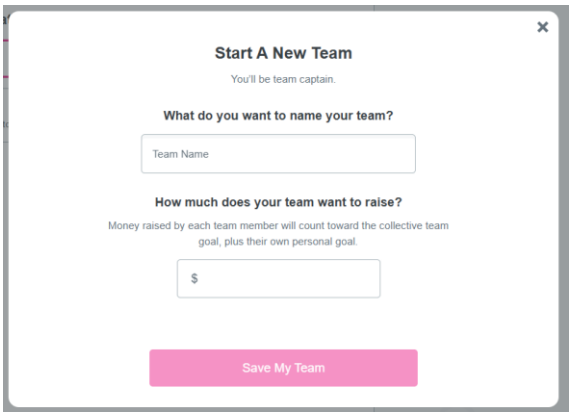

Here you'll choose the team's name and decide the team's fundraising goal. You'll also be designated as the team captain, which means you can edit the team's fundraising page. *If a warning pops up which reads "Team Name must be unique" that means the name is already in use and you will need to choose a different name.*

You will then be brought to the registration form.

If you want to **join a team**, choose **RELAY TEAM MEMBER**, you'll see a pop-up asking you to **Join** an existing team or **Start a Team**. Click that button to open a list of available teams (you will not be able to start a new team):

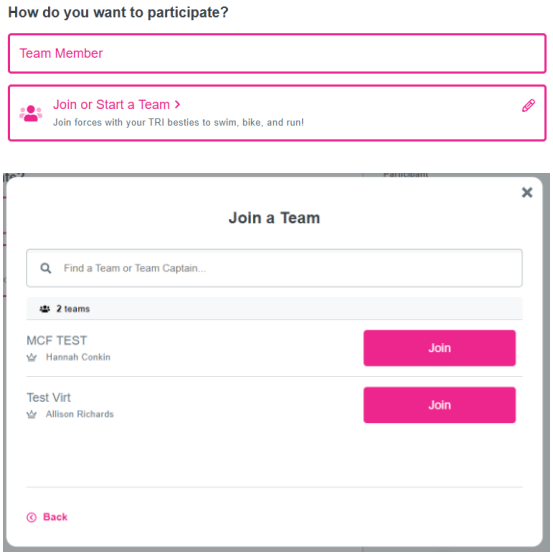

Search for your desired team or the team captain's name and click "Join". You will then be brought to the registration form.

If you want to start or join a **VIRTUAL** team, choose **VIRTUAL TEAM** and click "Next", you'll see a pop-up asking you to **Join** an existing team or **Start a Team**. Click that button to open a list of available teams or to start a new team:

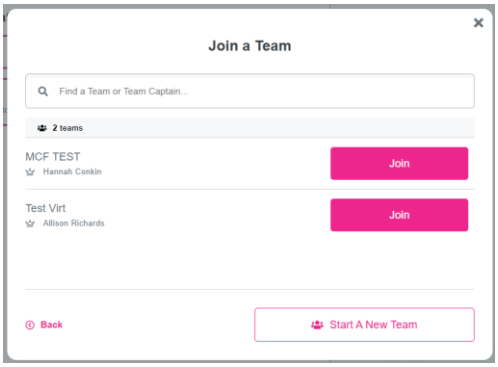

If you want to start a Virtual Team, you'll choose the team's name and decide the team's fundraising goal. You'll also be designated as the team captain, which means you can edit the team's fundraising page. *If a warning pops up which reads "Team Name must be unique" that means the name is already in use and you will need to choose a different name.*

If you want to join a Virtual Team, search for your desired team* or team captain's name and click "Join". You will then be brought to the registration form.

> *Teams listed are from both the LIVE and VIRTUAL events. Please only register onto the virtual team your captain set up.

On the **Details** screen, you'll determine your fundraising goal. If you're part of a team, your personal goal will contribute to the team's goal. The goal may be set to $500 by default, but do not hesitate to go higher! If you do increase it, you are not required to hit the higher goal, just the $500 fundraising minimum.

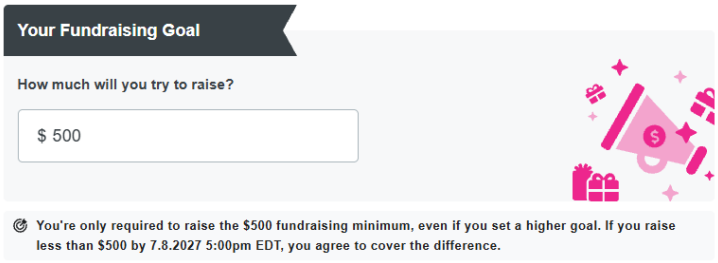

Then, fill in your personal information, emergency contact (cannot be another 2027 TRI participant) and sign off on the event waiver:

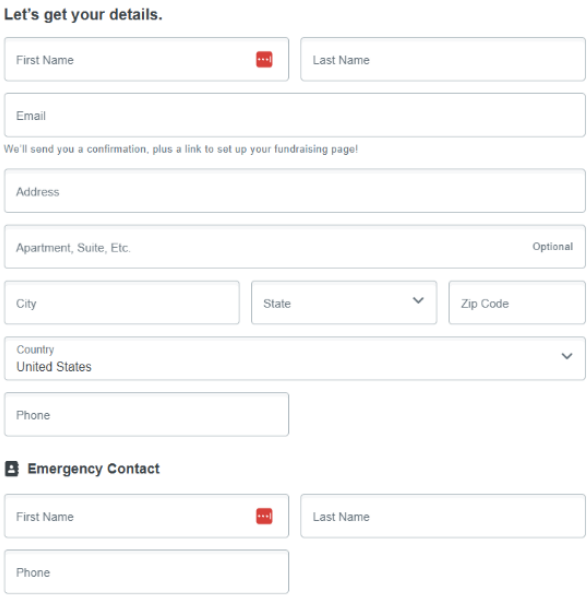

The next section, in grey, is the required **USAT one-day membership**. Under the box requesting your USAT Member Number, please click the link in pink to open a new tab with the USAT site:

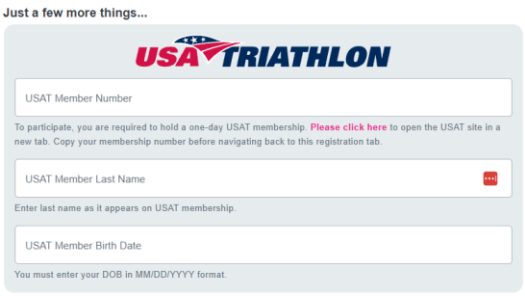

If you **have** raced with USAT before and have a profile, click “yes”. If you know your login, click “yes” again and login. If you do NOT remember your USAT login, click “no” and fill in your name, email, and DOB. This information must be the same as when you originally set up your profile:

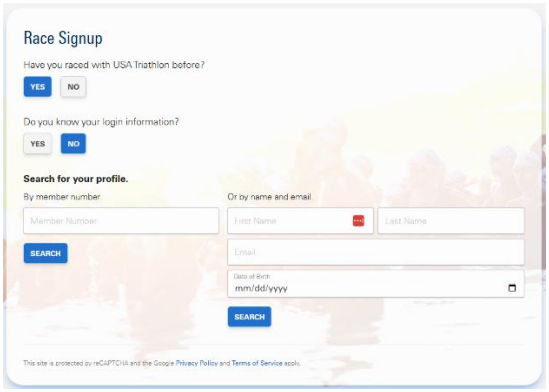

If you have not raced with USAT or do not have a profile, click “no” to create a profile.

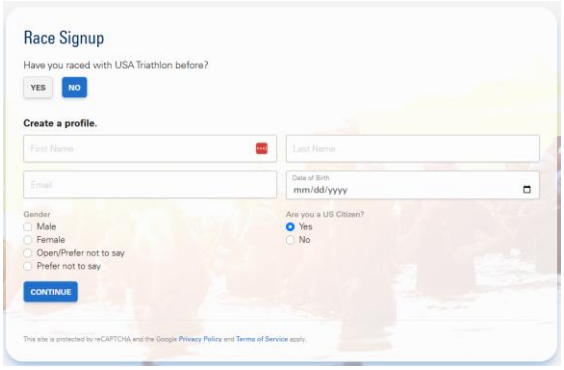

Next, you will land on the “Select a Membership Type” page, please select **Bronze Membership**.

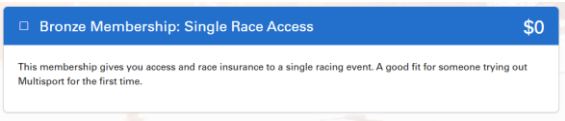

(Note, youth memberships require payment. MCF will reimburse you by adding a donation to the participants' fundraising page. Email Allison@mainecancer.org to initiate reimbursement.)

VERY IMPORTANT: please take a screenshot or write down your issued USAT member number. You will need to copy and paste or manually enter the number in the TRI registration form. We recommend keeping the USAT tab open until you have completed your TRI registration.

Navigate back to the open tab with the Bloomerang registration site. Once you have entered the USAT member number, USAT member last name, and USAT member birth date, please continue with the registration questions.

Personal Access Code (PIN) is required for all guaranteed entry registrations as well as teammates and sponsors registering for the event after it closes to the public. Your PIN is a unique 6-digit code provided via email. Teammates can reach out to their team captain for the registration PIN.

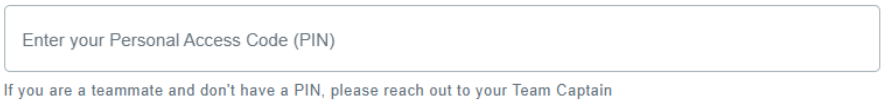

Complete all required question in the registration form and click "Next"

On the **Payment Details** screen, you can opt to include a donation. Any optional gifts you make will count toward your fundraising goal.

If you choose to add an optional gift, you can use the checkboxes to configure your anonymity settings.

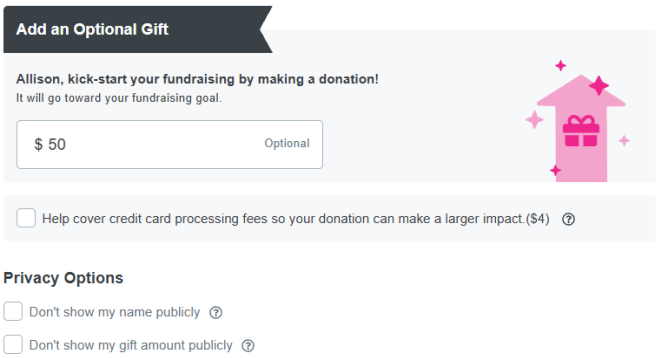

Then, fill in your payment information and check that you agreed to the $500 fundraising commitment.

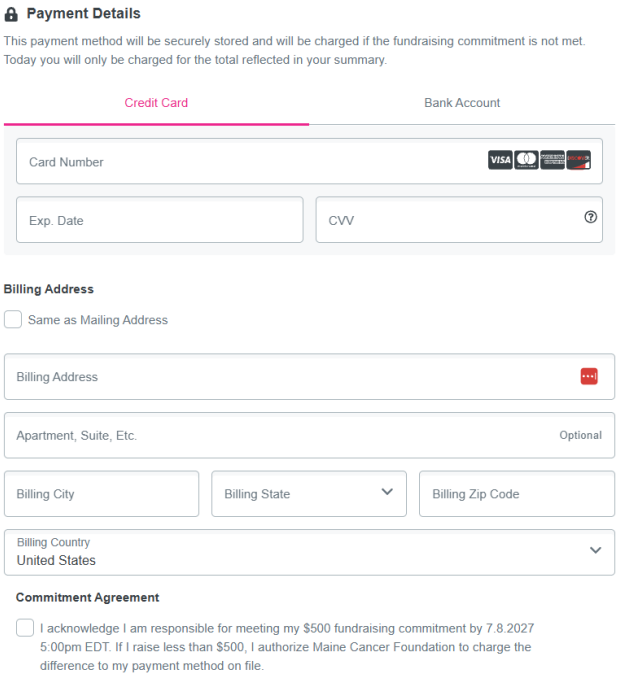

Before completing registration, you can review your registration summary on the right side of the screen. This is where you'll apply any **promo codes** you have.

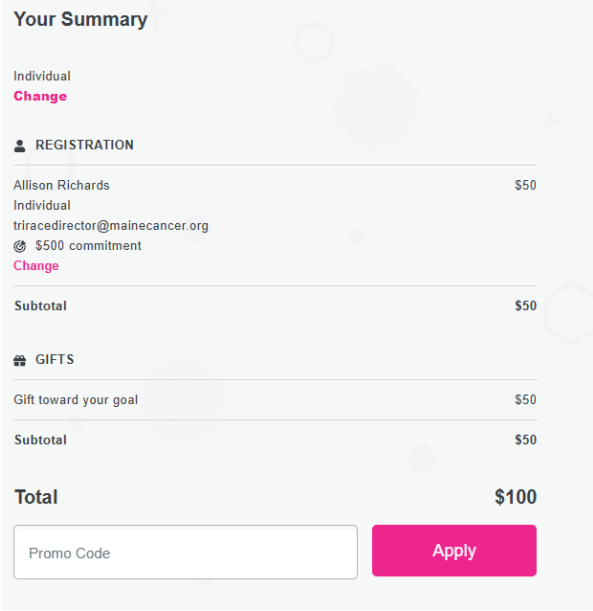

When you're ready, click **Complete Registration** at the bottom of the page.



On the registration confirmation screen, you'll be asked to **create an account** if you've never participated in a peer-to-peer campaign powered by Bloomerang.

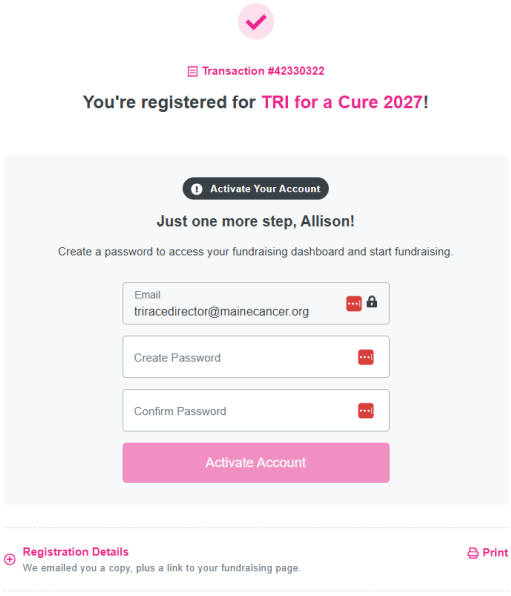

Click **My Fundraising Dashboard** to set up and manage your personal fundraising page.



Thank you for registering for TRI for a Cure 2027! We can wait to see you on Sunday, July 11.